

H Series Swivel load rating 1500kg

BRAUER®

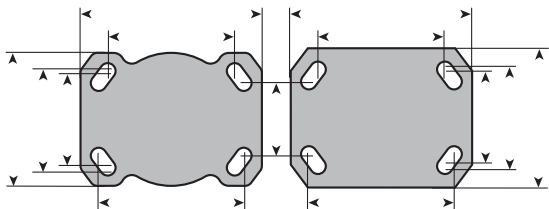
POLYURETHANE TYRED WHEEL WITH C.I. CENTRE



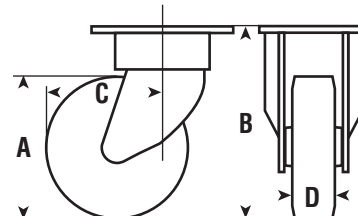
SWIVEL



FIXED



When fitting at 120 x 60mm hole centres use 12mm diameter bolts
 When fitting at 105 x 80/75mm hole centres use 10mm diameter bolts
 Swivel top plate thickness 7mm
 Fixed top plate thickness 6.5mm



FOR TECHNICAL INFORMATION COVERING LOAD FACTORS, ETC., SEE 'DESIGN DATA' INDEX ON PAGE 12

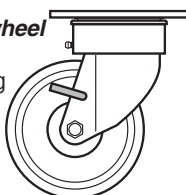
A	B	C	D			Swivel		Fixed		
Wheel Diameter	Overall Height	Swivel Radius	Tread Width	Max Load Rating	Wheel Bearing Type	PART NUMBER	Approx Weight kg	PART NUMBER	Approx Weight kg	
4"	100	102	40	500	Ball Journal	HS/H100/40BJ	3.9	HF/H100/40BJ	3	
5"	125	177	118	30	500	Ball Journal	HS/H125/30BJ	4	HF/H125/30BJ	3.1
				45	600	Ball Journal	HS/H125/45BJ	4.5	HF/H125/45BJ	3.6
6"	150	202	134	35	700	Ball Journal	HS/H150/35BJ	4.6	HF/H150/35BJ	3.7
				50	900	Ball Journal	HS/H150/50BJ	5.6	HF/H150/50BJ	4.7
8"	200	252	166	40	1000	Ball Journal	HS/H200/40BJ	6.7	HF/H200/40BJ	5.8
10"	250	303	207	45	1200	Ball Journal	HS/H250/45BJ	9.8	HF/H250/45BJ	8.9
12"	300	353	245	50	1500	Ball Journal	HS/H300/50BJ	12.9	HF/H300/50BJ	12

NOTE 1) 100mm diameter wheel fitted with pre-lubricated, double shielded bearings
 2) Options (F) & (X) – swivel radius of brake pedal 178mm

OPTIONS AVAILABLE

WHEEL LOCK (W)

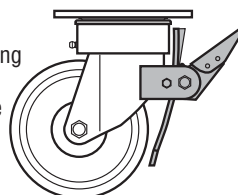
Swivel castors only, not available for 100mm dia. wheel
 A simple hand operated parking lock



Add suffix W to part number

SWIVEL AND WHEEL LOCK (F) WHEEL BRAKE (X)

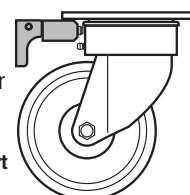
Swivel castors only 125-300mm only
 The foot pedal clamps a spring across the wheel & swivel, locking them both (F), or the wheel only is braked (X)



Add suffix F or X to part number

DIRECTIONAL LOCK (D)

Swivel castors only
 A four-station plunger lock converting swivel castors into fixed for straight line travel



Add suffix D to part number

NOTE: Also available with other wheel types.

H SERIES CASTORS